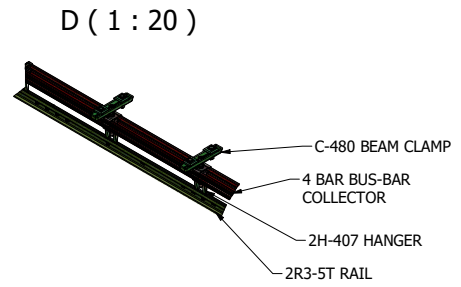
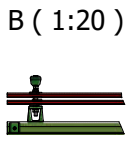
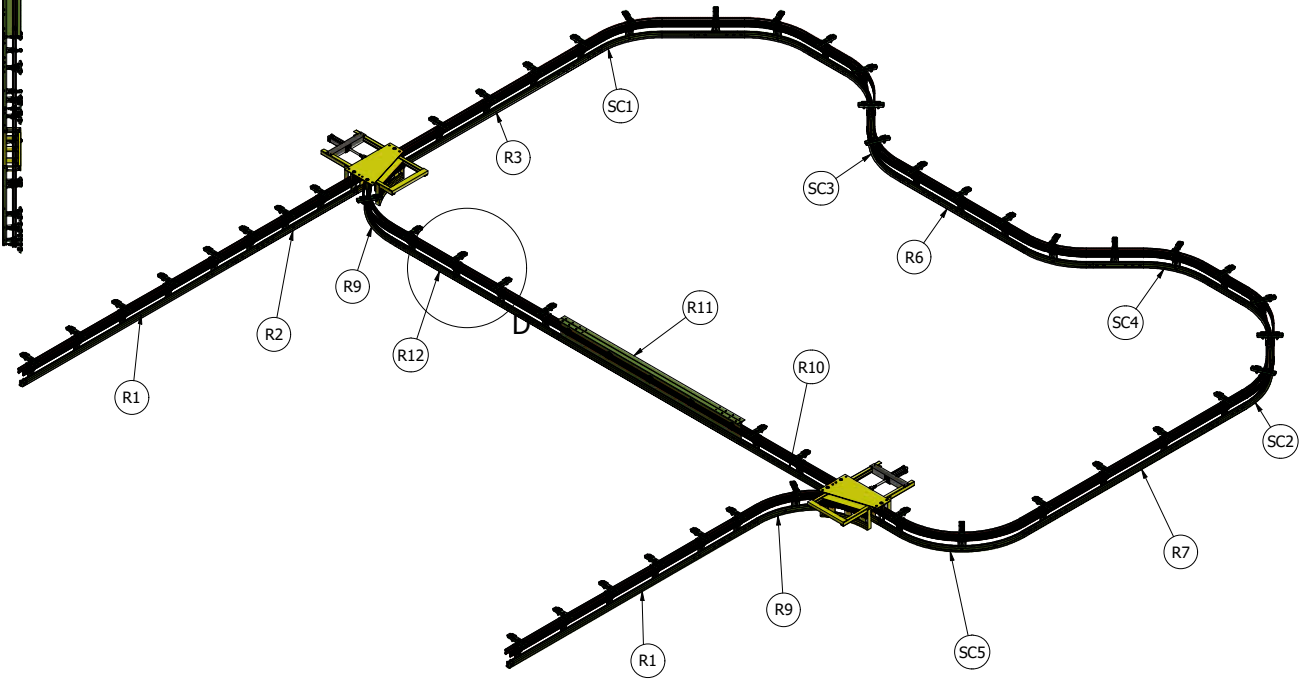
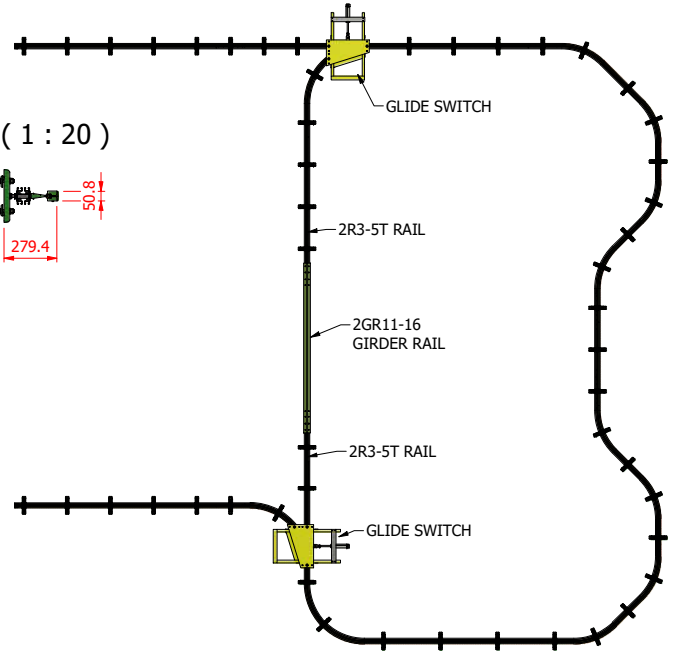
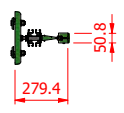


SUPPORT STEELWORK NOT SHOWN ON THIS DRAWING

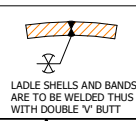
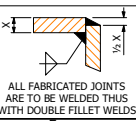


C-C ( 1 : 20 )



ALL BENDS STANDARD 3FT RADIUS

THE TOLERANCE ON DIMENSIONS FOR WHICH NO LIMITS ARE GIVEN ARE						
NOMINAL SIZE (mm)	0-6	6-30	30-120	120-140	400-1000	1000-2000
MACHINE	±0.2	±0.5	±0.8	±1.2	±2.0	±3.0
FABRICATE	±1.0	±1.0	±1.5	±2.0	±3.0	±4.0



THIS DRAWING IS CONFIDENTIAL AND IS THE PROPERTY OF ACETARC WELDING AND ENGINEERING Co. Ltd. IT MUST NOT BE DISCLOSED TO A THIRD PARTY, COPIED OR LENT WITHOUT CONSENT.

FIRST ANGLE PROJECTION



Drawn by sharker  
 Checked by  
 Approved by  
 Date 29/05/2018  
 ACETARC WELDING & ENGINEERING Co. LTD  
 DALTON LANE, KEIGHLEY, ENGLAND, BD21 4HT  
 TEL: 01535 607323 FAX: 01535 602522  
 www.acetarc.co.uk

Date 29/05/2018		Weight N/A
TCA 200 track detail		
Drawing No: SO-2726 -03A	Edition	Sheet 1 / 1